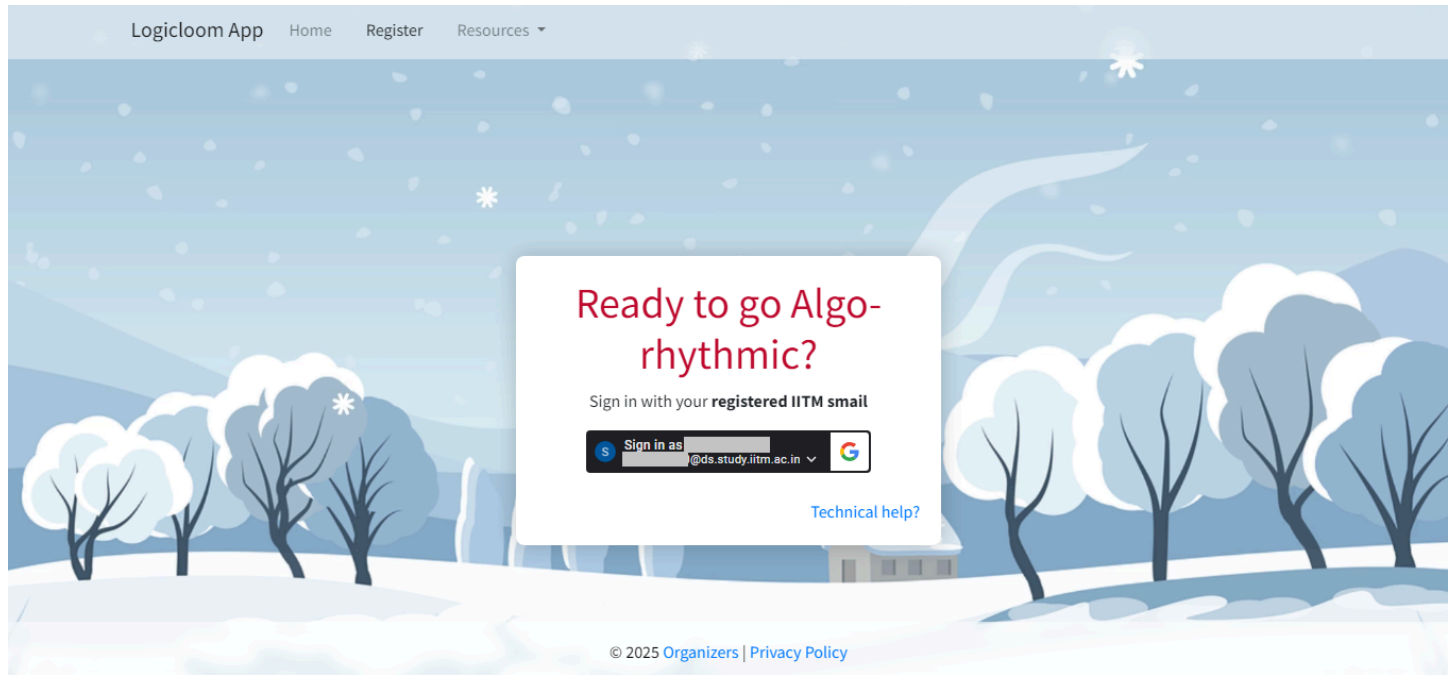


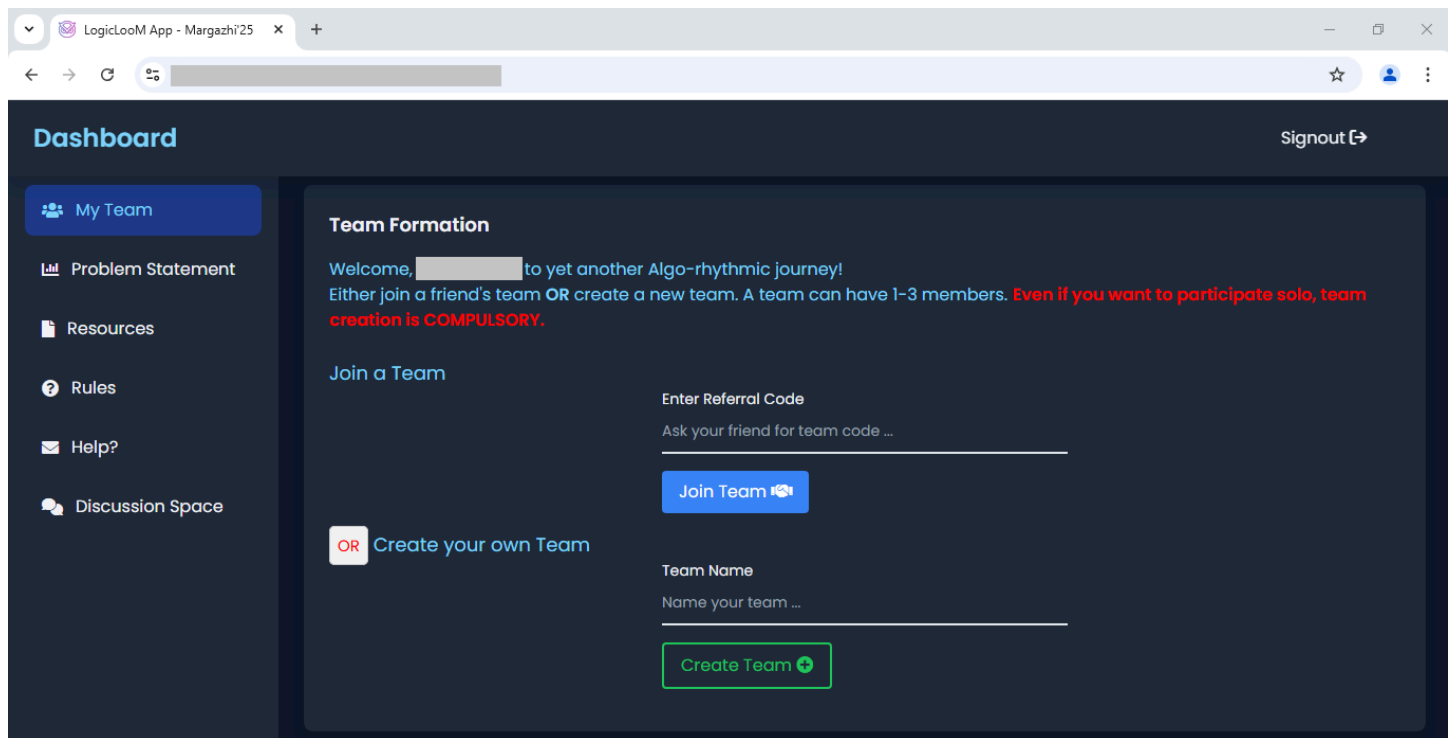
Steps to access the LogicLoom 3.0 Participant App

Go to <https://logicloom.iitmparadox.org> and click on 'Sign in'.

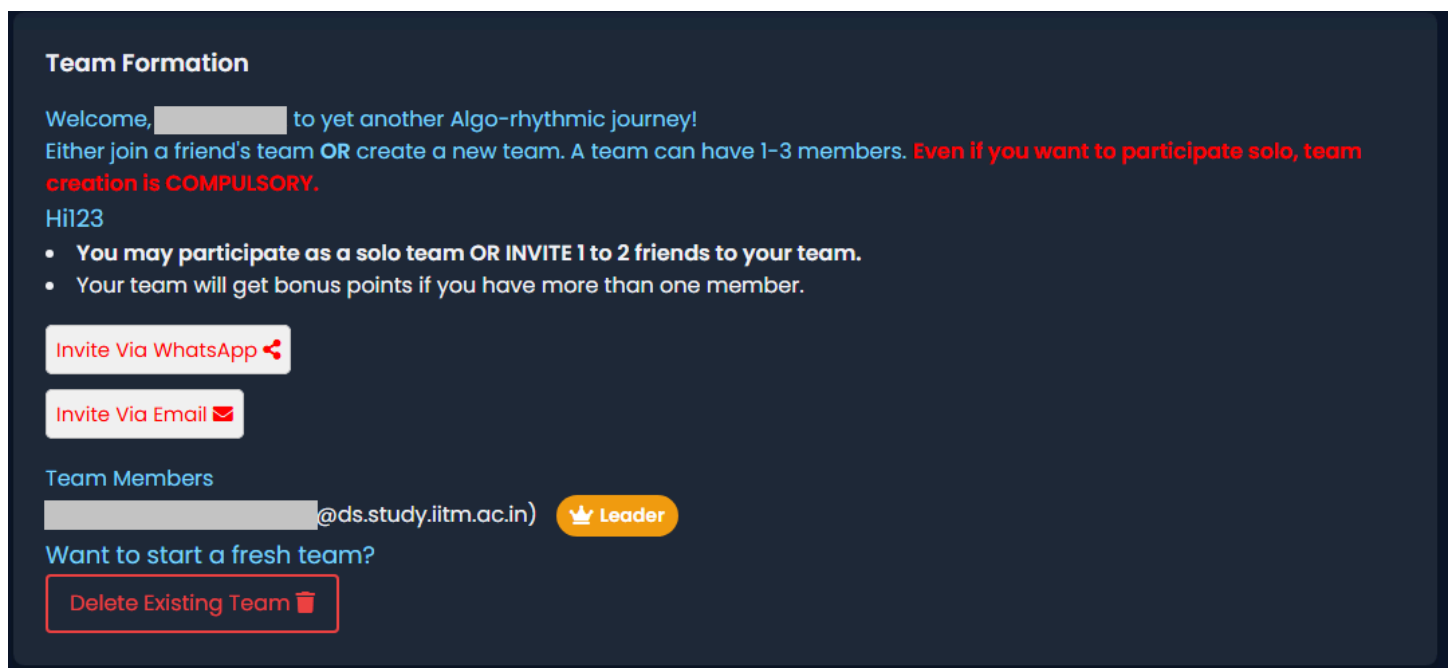
- Sign in using your IITM student mail id.



- If your friend (team lead) has invited you to his/her team, enter the team code and join it. You can also create your own team.
- You can only join the team if it has less than 3 members and you are not in any other team.
- A team can have 1-3 members. Being in a team is necessary to participate further.




- If you've created the team "Hi123", invite your friend(s) using the code (click on Invite button)




- Once the friend whom you asked to join validates the code, he/she gets added to your team!
- Team lead gets an option to delete a team. This is only possible till none of the team-mates join.


Hi123


- You may participate as a solo team OR INVITE 1 to 2 friends to your team.
- Your team will get bonus points if you have more than one member.

Invite Via WhatsApp 

Invite Via Email 

Team Members

S [redacted]@ds.study.iitm.ac.in)  Leader

N [redacted]@ds.study.iitm.ac.in)  Participant 2


Want to start a fresh team?


Delete Existing Team 

This is the portal view from the friend's end. He/she gets an option to leave your team.

Hi123

Team Members

[redacted]@ds.study.iitm.ac.in)  Leader

[redacted]@ds.study.iitm.ac.in)  Participant 2

Leave Team [->]

All team formation, addition or deletion features will be locked before the ML contest starts.

For any technical help, write to us logicloom@ds.study.iitm.ac.in

Created by Somsubhra